

New Student Application, Pre-K to 8th



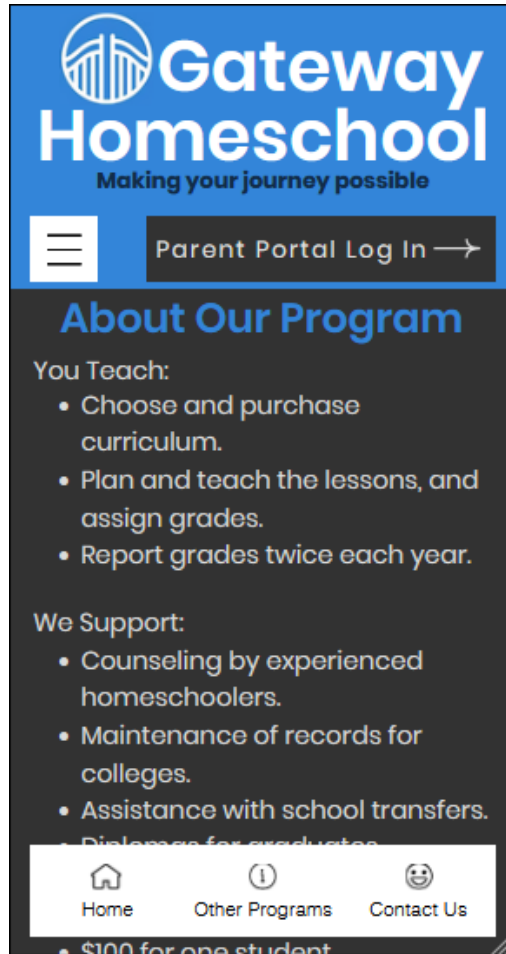
Brief Index

- [Getting to registration](#)
- [Creating account](#)
- [Entering Student Information](#)
- [Marking Special Education](#)
- [Entering comments](#)
- [Entering Student's Household information](#)
- [Entering Prior School Info](#)
- [Selecting Student's Grade Level](#)
- [Entering Education Plan](#)
 - [Typical subjects for plan](#)
 - ["OTHER" button if curriculum not listed](#)
 - [Scrolling down to see lines for more courses](#)
- [Reviewing Terms and Conditions](#)
- [Submitting application](#)
- [Applying for more students](#)
- [Finishing application\(s\)](#)
- [Entering payment information](#)



1 Go to our website at www.gatewayhomeschool.org

www.gatewayhomeschool.org



Gateway Homeschool
Making your journey possible

☰ Parent Portal Log In →

About Our Program

You Teach:

- Choose and purchase curriculum.
- Plan and teach the lessons, and assign grades.
- Report grades twice each year.

We Support:

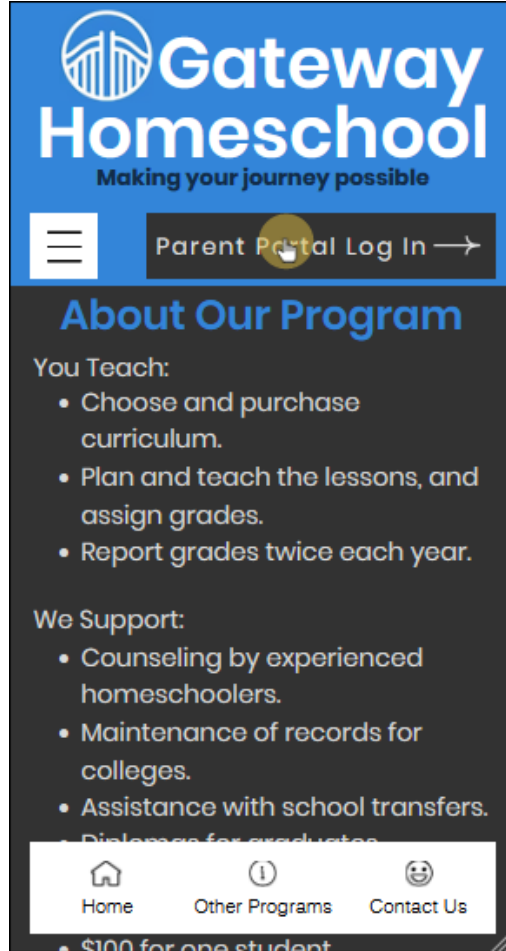
- Counseling by experienced homeschoolers.
- Maintenance of records for colleges.
- Assistance with school transfers.
- Diploma for graduates.

Home Other Programs Contact Us

• \$100 for one student



2 Click the "Parent Portal Log In" button.



3 Under "Create Account," click to enter email, and create and enter a password.



You'll need this information to log in, so keep it in a safe, accessible place.

[Go to Index](#)

The screenshot shows the Gateway Christian Schools Parent Portal. At the top is the logo and name. Below is the "Parent Portal Login" section with fields for "Email" and "Password", a "Show Password" link, a blue "Login" button, and a "Forgot Password?" link. Below that is the "Create Account - New Family" section with fields for "Email", "Password", and "Re-Enter Password", and a green "Create new account" button. At the bottom, there is a red warning message: "If you are having difficulties accessing your account, please DO NOT START A NEW ACCOUNT. Call or email us, and we will assist you. (901-454-1606; info@gatewaychristianschools.com)" and a note about supported browsers: "Supported Browsers are Microsoft Edge, Google Chrome, Apple Safari".

This is a close-up of the "Create Account - New Family" form. The "Email" field contains the text "momsample@email.com". The "Password" field has a yellow cursor icon over it. Below it is the "Re-Enter Password" field and a green "Create new account" button.



Create Account - New Family

momsample@email.com

●●●●●●●●

Re-Enter Password

Create new account

4 Click "Create new account" button.

[Go to Index](#)

GATEWAY CHRISTIAN SCHOOLS

Parent Portal Login

Email

Password

Show Password

Login

Forgot Password?

Create Account - New Family

momsample@email.com

●●●●●●●●

●●●●●●●●

Create new account

If you are having difficulties accessing your account, please DO NOT START A NEW ACCOUNT. Call or email us, and we will assist you. (901-454-1606; info@gatewaychristianschools.com)

Supported Browsers are Microsoft Edge, Google Chrome, Apple Safari



5 Click to enter student's First Name.


[Go to Index](#)

**Gateway Christian Schools -
New Student Application**

Application Status
Saved

School Year
2025-26

Student Information

First Name


Middle Name

Last Name

Status
New Student

DOB Age Gender

Special Ed?

Phone Number



6 Click to enter student's Middle Name



If student has no middle name, please type N/A for "Not Applicable."

[Go to Index](#)


Gateway Christian Schools - New Student Application

Application Status
Saved

School Year
2025-26

Student Information

First Name
Samantha

Middle Name
| 

Last Name

Status
New Student

DOB Age Gender

Special Ed?

Phone Number



7 Click to enter student's Last Name

[Go to Index](#)

Gateway Christian Schools - New Student Application

Application Status
Saved

School Year
2025-26

Student Information

First Name
Samantha

Middle Name
Test

Last Name
|

Status
New Student

DOB	Age	Gender
	<input type="checkbox"/>	

Special Ed?

Phone Number



8 Click to enter student's date of birth



Enter date in this format: mm/dd/yyyy

[Go to Index](#)

Age will be automatically calculated and entered by the system.

Student Information		
First Name		
Samantha		
Middle Name		
Test		
Last Name		
Sample		
Status		
New Student		
DOB	Age	Gender
<input type="text"/>	<input type="text"/>	<input type="text"/>
Special Ed?	<input type="checkbox"/>	
Phone Number		
<input type="text"/>		
Alternate number		
<input type="text"/>		
Email		
momsample@email.com		
Parent's Comment		
Add Note		
<input type="text"/>		



9 Click to open menu and select correct gender.

[Go to Index](#)

Student Information

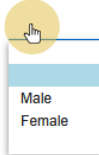
First Name
Samantha

Middle Name

Test

Last Name
Sample

Status
New Student

DOB	Age	Gender
04/14/2014 <input type="checkbox"/>	11	

Special Ed?


Phone Number

Alternate number

Email
momsample@email.com

Parent's Comment

Add Note

DOB	Age	Gender
04/14/2014 <input type="checkbox"/>	11	



10 Click check box if student is a Special Ed student.



In our program, Special Ed means the student is UNABLE to work at grade level. Even if the student has a diagnosed difficulty or an IEP, they are NOT special ed in our program if they'll be doing their studies at grade level.

[Go to Index](#)

Student Information			
First Name			
Samantha			
Middle Name			
Test			
Last Name			
Sample			
Status			
New Student			
DOB	Age	Gender	
04/14/2014	11	Female	
Special Ed?	<input checked="" type="checkbox"/>		
Phone Number			
Alternate number			
Email			
momsample@email.com			
Parent's Comment			
Add Note			



11 Click "Special Ed Description"



Required if special ed is checked.

[Go to Index](#)

Student Information		
First Name		
Samantha		
Middle Name		
Test		
Last Name		
Sample		
Status		
New Student		
DOB	Age	Gender
04/14/2014 <input type="checkbox"/>	11	Female
Special Ed? <input checked="" type="checkbox"/>	Special Ed Description	
Phone Number		
Alternate number		
Email		
momsample@email.com		
Parent's Comment		
Add Note		



12 Click in popup box to enter more information.



Include information like the student's diagnoses, disabilities, other special needs, actual grade level of school work, etc.

[Go to Index](#)

Student Information

First Name
Samantha

Middle Name

Test

Last Name
S
S
N
D
O.

More Info

Autism. Still working with speech therapist.
Schoolwork at 3rd grade level.

Special Ed? [Special Ed Description](#)

Phone Number

Alternate number

Email
momsample@email.com

Parent's Comment

Add Note



13 Click next line to enter primary Phone Number.

[Go to Index](#)

Student Information

First Name
Samantha

Middle Name

Test

Last Name

More Info
Autism. Still working with speech therapist.
Schoolwork at 3rd grade level.

Special Ed? Special Ed Description

Phone Number

Alternate number

Email
momsample@email.com

Parent's Comment

Add Note



14 Click to enter Alternate phone number



This is optional

[Go to Index](#)

Student Information		
First Name		
Samantha		
Middle Name		
Test		
Last Name		
Sample		
Status		
New Student		
DOB	Age	Gender
04/14/2014 <input type="checkbox"/>	11	Female
Special Ed? <input checked="" type="checkbox"/>	Special Ed Description	
Phone Number		
901-101-1001		
Alternate number		
<input type="button" value="Click to enter"/>		
Email		
momsample@email.com		
Parent's Comment		
Add Note		




15 Scroll down and click to enter comments about family and/or student.



This is optional.

[Go to Index](#)

Alternate number
662-626-6226
Email
momsample@email.com
Parent's Comment

Student's Household
(Please list ONLY parents, step-parents, or guardians IN THE HOME)
Full Name of Parent/Guardian 1
Do you have a High School Degree or GED?
<input type="radio"/> Yes <input type="radio"/> No
Full Name of Parent/Guardian 2
Do you have a High School Degree or GED?
<input type="radio"/> Yes <input type="radio"/> No
Mailing Address



16 Click in popup box and enter any notes.

[Go to Index](#)

Alternate number
662-626-6226

Email
momsample@email.com

Parent's Comment
Add Note

Enter Note for Student

Husband passed away. Grandmother is helping me
with school!

Yes No

Mailing Address




17 Click outside of popup box to close it.

[Go to Index](#)

Alternate number
662-626-6226

Email
momsample@email.com

Parent's Comment
Add Note 

Enter Note for Student

Husband passed away. Grandmother is helping me
homeschool!

Yes No

Mailing Address




18 Click to enter name of Parent/Guardian 1



Typically, this is the parent most involved in the homeschooling.

[Go to Index](#)

Alternate number
662-626-6226
Email
momsample@email.com
Parent's Comment
Husband passed away. Grandmother is
Student's Household (Please list ONLY parents, step-parents, or guardians IN THE HOME)
Full Name of Parent/Guardian 1

Do you have a High School Degree or GED?
<input type="radio"/> Yes <input type="radio"/> No
Full Name of Parent/Guardian 2
Do you have a High School Degree or GED?
<input type="radio"/> Yes <input type="radio"/> No
Mailing Address



19

Click the correct bubble to indicate high school education of parent/guardian 1.

[Go to Index](#)

Alternate number 662-626-6226
Email momsample@email.com
Parent's Comment Husband passed away. Grandmother is
Student's Household (Please list ONLY parents, step-parents, or guardians IN THE HOME)
Full Name of Parent/Guardian 1 Mom L. Sample
Do you have a High School Degree or GED? <input checked="" type="radio"/> Yes <input type="radio"/> No
Full Name of Parent/Guardian 2
Do you have a High School Degree or GED? <input type="radio"/> Yes <input type="radio"/> No
Mailing Address




20 Scroll down and click to enter name of Parent/Guardian 2.

[Go to Index](#)

Student's Household
(Please list ONLY parents, step-parents, or guardians IN THE HOME)

Full Name of Parent/Guardian 1
Mom L. Sample

Do you have a High School Degree or GED?
 Yes No

Full Name of Parent/Guardian 2


Do you have a High School Degree or GED?
 Yes No

Mailing Address

City State Zip

County

Country
USA



21 Click the correct bubble to indicate high school education of parent/guardian 2.

[Go to Index](#)

Student's Household
(Please list ONLY parents, step-parents, or guardians IN THE HOME)

Full Name of Parent/Guardian 1
Mom L. Sample

Do you have a High School Degree or GED?
 Yes No

Full Name of Parent/Guardian 2
Grandma L. Amot

Do you have a High School Degree or GED?
 Yes No

Mailing Address

City State Zip

County

Country
USA



22 Scroll down and click to enter street address.

[Go to Index](#)

Full Name of Parent/Guardian 2
Grandma L. ~~Amot~~

Do you have a High School Degree or GED?
 Yes No

Mailing Address

City State Zip

County

Country
USA

[Prior School Info \(if applicable\)](#)

School Name

Mailing Address

Phone



23 Click to enter City.

[Go to Index](#)

Full Name of Parent/Guardian 2		
Grandma L. Amot		
Do you have a High School Degree or GED?		
<input type="radio"/> Yes <input checked="" type="radio"/> No		
Mailing Address		
1234 Letter Ln.		
City	State	Zip
<input type="text"/>	<input type="text"/>	<input type="text"/>
County		
<input type="text"/>		
Country		
USA		
Prior School Info (if applicable)		
School Name		
<input type="text"/>		
Mailing Address		
<input type="text"/>		
Phone		
<input type="text"/>		




24 Click to open menu for tate.

[Go to Index](#)

Full Name of Parent/Guardian 2
Grandma L. ~~Amot~~

Do you have a High School Degree or GED?
 Yes No

Mailing Address
1234 Letter Ln.

City State Zip
Memphis 

County

Country
USA

Prior School Info (if applicable)

School Name

Mailing Address

Phone



25 To scroll down in menu, click in middle of blank area at bottom.



Continue clicking until state you need is visible in menu.

[Go to Index](#)

Full Name of Parent/Guardian 2
Grandma L. ~~Amot~~

Do you have a High School Degree or GED?
 Yes No

Mailing Address
1234 Letter Ln.

City State Zip
Memphis

County

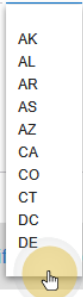
Country
USA

Prior School Info (if available)

School Name

Mailing Address

Phone



26 Click correct state abbreviation.

[Go to Index](#)

Full Name of Parent/Guardian 2
Grandma L. ~~Amot~~

Do you have a High School Degree or GED?
 Yes No

Mailing Address
1234 Letter Ln.

City State Zip
Memphis

County

Country
USA

Prior School Info (if available)

School Name

Mailing Address


Phone

OH
OK
OR
PA
PR
PW
RI
SC
SD
TN



27 Click to enter Zip code


[Go to Index](#)

Full Name of Parent/Guardian 2		
Grandma L. Amot		
Do you have a High School Degree or GED?		
<input type="radio"/> Yes <input checked="" type="radio"/> No		
Mailing Address		
1234 Letter Ln.		
City	State	Zip
Memphis	TN	
County		
Country		
USA		
Prior School Info (if applicable)		
School Name		
Mailing Address		
Phone		



28 Click to open menu for County.

[Go to Index](#)

Full Name of Parent/Guardian 2		
Grandma L. Amot		
Do you have a High School Degree or GED?		
<input type="radio"/> Yes <input checked="" type="radio"/> No		
Mailing Address		
1234 Letter Ln.		
City	State	Zip
Memphis	TN	38122
County		
		
Country		
USA		
Prior School Info (if applicable)		
School Name		
Pinewood Elementary		
Mailing Address		
4321 School St.		
Phone		
901-111-1111		



29 To scroll down in menu, click in middle of blank area at bottom.



Continue clicking until your county is visible in menu.

[Go to Index](#)

Full Name of Parent/Guardian 2
Grandma L. ~~Amot~~

Do you have a High School Degree or GED?
 Yes No

Mailing Address
1234 Letter Ln.

City	State	Zip
Memphis	TN	38122

County

- Outside Tennessee
- Alcorn
- Anderson
- Appling
- Attala
- Baldwin
- Bedford
- Benton
- Bledsoe
- Blount

Mailing Address
4321 School St.

Phone
901-111-1111



30 Click to select correct county.



If you're not in Tennessee, click "Outside Tennessee."

[Go to Index](#)

Full Name of Parent/Guardian 2
Grandma L. ~~Amot~~

Do you have a High School Degree or GED?
 Yes No

Mailing Address
1234 Letter Ln.

City	State	Zip
Memphis	TN	38122

County

- Rhea
- Roane
- Robertson
- Rockdale
- Rutherford
- Scott
- Sequatchie
- Sevier
- Shelby
- Simpson

Mailing Address
4321 School St.

Phone
901-111-1111




31 Scroll down and click to enter Prior School Information.



Enter this information only if student is transferring from another school this year.

[Go to Index](#)

Provide as much information as you can. Email and fax are especially helpful.

Prior School Info (if applicable)	
School Name	
	
Mailing Address	
Phone	
Email	
Fax	
Date of withdrawal	
Education Plan	
Student's Grade Level	
School Year	2025-26



School Name
Starry Sky Elementary

Mailing Address
|

Phone

Email

Fax

Date of withdrawal

School Name
Starry Sky Elementary

Mailing Address
4321 School St. Memphis, TN 38111

Phone

Email

Fax

Date of withdrawal



School Name
Starry Sky Elementary

Mailing Address
4321 School St.

Phone
901-111-1111

Email

Fax

Date of withdrawal

School Name
Starry Sky Elementary

Mailing Address
4321 School St.

Phone
901-111-1111

Email
records@pinewoodlmem.org

Fax

Date of withdrawal



32 Scroll down, click to open menu, and select correct Grade Level.



This is the grade that you're applying for.

[Go to Index](#)

901-222-2222
Date of withdrawal

Education Plan
Student's Grade Level

School Year
2025-26

Subjects (Courses)
Type here to add a Course
Curriculum ▼



Student's Grade Level

- Pre-K
- Kindergarten
- 1st
- 2nd
- 3rd
- 4th
- 5th
- 6th
- 7th
- 8th



33 Scroll down and click to enter name of 1st Subject (Course).



Typical core subjects for 1st through 8th grade students are:
English (Language Arts), Math, Science, and Social Studies (History and/or Geography).

[Go to Index](#)

Education Plan
Student's Grade Level
6th
School Year
2025-26
Subjects (Courses)
Type here to add a Course
Curriculum ▼



35 Click to select correct curriculum.



If material isn't listed, click the "Other" button and type in the curriculum. If book(s), please provide title and author/publisher.

[Go to Index](#)

Education Plan

Student's Grade Level

Approved Curriculum List

A Beka
ACE (AKA: Paces, School of Tomorrow, Accelerated Christian Education)
Alpha Omega (Horizons)
Alpha Omega (LifePac)
Alpha Omega (Monarch)
Apologia
Beautiful Feet
Berean Builders
Bob Jones University Press (BJU or BJUP)
Christian Liberty Press (CLP)

OTHER CANCEL



36 Click checkboxes to select semesters.



K-8 core subjects are typically year-long courses, so applications for those grade levels should select both fall and spring semester boxes (if enrolling at the beginning of the year).

[Go to Index](#)

To skip detailed instructions on entering each subject, go to [Step #48](#).

For specific questions, see below.

Typical subjects for plan: [Step #35](#)

"OTHER" button if curriculum not listed: [Step #27](#)

Scrolling down to see lines for more courses: [Step #45](#)

Education Plan

Student's Grade Level
6th

School Year
2025-26

Subjects (Courses)

English

ACE (AKA: Paces, School of Tomorrow, Accelerated Christian Education) ✕

Fall Spring

Type here to add a Course

Curriculum



Subjects (Courses)

English

ACE (AKA: Paces, School of Tomorrow, Accelerated Christian Education) ✕

Fall Spring

Type here to add a Course

Curriculum ⌵

37 Click to enter name of next Subject (Course).



A line for another course is automatically added each time you complete one.

[Go to Index](#)

Education Plan

Student's Grade Level

6th

School Year

2025-26

Subjects (Courses)

English

ACE (AKA: Paces, School of Tomorrow, Accelerated Christian Education) ✕

Fall Spring

Type here to add a Course

Curriculum ⌵



38 Click to open menu for Curriculum/teaching materials and select correct curriculum.

[Go to Index](#)

Education Plan

Student's Grade Level
6th

School Year
2025-26

Subjects (Courses)

English

ACE (AKA: Paces, School of Tomorrow, Accelerated Christian Education) ✕

Fall Spring

Math

Curriculum ⌵



Approved Curriculum List

A Beka

ACE (AKA: Paces, School of Tomorrow, Accelerated Christian Education)

Alpha Omega (Horizons)

Alpha Omega (LifePac)

Alpha Omega (Monarch)

Apologia

Beautiful Feet

Berean Builders

Bob Jones University Press (BJU or BJUP)

Christian Liberty Press (CLP)

OTHER

CANCEL



39 Click checkboxes to select semesters.

[Go to Index](#)

Education Plan

Student's Grade Level
6th

School Year
2025-26

Subjects (Courses)

English

ACE (AKA: Paces, School of Tomorrow, Accelerated Christian Education) ✕
 Fall Spring

Math

ACE (AKA: Paces, School of Tomorrow, Accelerated Christian Education) ✕
 Fall Spring

Type here to add a Course

Curriculum ▾

Subjects (Courses)

English

ACE (AKA: Paces, School of Tomorrow, Accelerated Christian Education) ✕
 Fall Spring

Math

ACE (AKA: Paces, School of Tomorrow, Accelerated Christian Education) ✕
 Fall Spring

Type here to add a Course

Curriculum ▾



40 Click to enter name of next Subject (Course).

[Go to Index](#)

Education Plan

Student's Grade Level
6th

School Year
2025-26

Subjects (Courses)

English

ACE (AKA: Paces, School of Tomorrow, Accelerated Christian Education) ✕
 Fall Spring

Math

ACE (AKA: Paces, School of Tomorrow, Accelerated Christian Education) ✕
 Fall Spring

Type here to add a Course

Curriculum ⌵



41 Click to open menu for Curriculum/teaching materials and select correct curriculum.

[Go to Index](#)

Education Plan

Student's Grade Level
6th

School Year
2025-26

Subjects (Courses)

English

ACE (AKA: Paces, School of Tomorrow, Accelerated Christian Education) X

Fall Spring

Math

ACE (AKA: Paces, School of Tomorrow, Accelerated Christian Education) X

Fall Spring

Science

Curriculum v



Approved Curriculum List

A Beka

ACE (AKA: Paces, School of Tomorrow, Accelerated Christian Education)

Alpha Omega (Horizons)

Alpha Omega (LifePac)

Alpha Omega (Monarch)

Apologia

Beautiful Feet

Berean Builders

Bob Jones University Press (BJU or BJUP)

Christian Liberty Press (CLP)

OTHER

CANCEL



42 Click checkboxes to select semesters.

[Go to Index](#)

Education Plan

Student's Grade Level
6th

School Year
2025-26

Subjects (Courses)

English

ACE (AKA: Paces, School of Tomorrow, Accelerated Christian Education) ✕
 Fall Spring

Math

ACE (AKA: Paces, School of Tomorrow, Accelerated Christian Education) ✕
 Fall Spring

Science

ACE (AKA: Paces, School of Tomorrow, Accelerated Christian Education) ✕
 Fall Spring

Subjects (Courses)

English

ACE (AKA: Paces, School of Tomorrow, Accelerated Christian Education) ✕
 Fall Spring

Math

ACE (AKA: Paces, School of Tomorrow, Accelerated Christian Education) ✕
 Fall Spring

Science

ACE (AKA: Paces, School of Tomorrow, Accelerated Christian Education) ✕
 Fall Spring



43 Scroll down in the Subjects (Courses) box to view new line.



Use the scroll box on the side or the scroll gesture on your screen to move down inside this Subjects (Courses) section.

[Go to Index](#)

Education Plan

Student's Grade Level
6th

School Year
2025-26

Subjects (Courses)

Math

ACE (AKA: Paces, School of Tomorrow, Accelerated Christian Education) X

Fall Spring

Science

ACE (AKA: Paces, School of Tomorrow, Accelerated Christian Education) X

Fall Spring

Type here to add a Course

Curriculum v



44 Click to enter name of next Subject (Course).

[Go to Index](#)

Education Plan

Student's Grade Level
6th

School Year
2025-26

Subjects (Courses)

Math

ACE (AKA: Paces, School of Tomorrow, Accelerated Christian Education) ✕

Fall Spring

Science

ACE (AKA: Paces, School of Tomorrow, Accelerated Christian Education) ✕

Fall Spring

Type here to add a Course

Curriculum ▼



45 Click to open menu for Curriculum/teaching materials and select correct curriculum.

[Go to Index](#)

Education Plan

Student's Grade Level
6th

School Year
2025-26

Subjects (Courses)

Math

ACE (AKA: Paces, School of Tomorrow, Accelerated Christian Education) X

Fall Spring

Science

ACE (AKA: Paces, School of Tomorrow, Accelerated Christian Education) X

Fall Spring

Social Studies

Curriculum v



Approved Curriculum List

A Beka

ACE (AKA: Paces, School of Tomorrow, Accelerated Christian Education)

Alpha Omega (Horizons)

Alpha Omega (LifePac)

Alpha Omega (Monarch)

Apologia

Beautiful Feet

Berean Builders

Bob Jones University Press (BJU or BJUP)

Christian Liberty Press (CLP)

OTHER

CANCEL



46 Click checkboxes to select semesters.

[Go to Index](#)

Education Plan

Student's Grade Level
6th

School Year
2025-26

Subjects (Courses)

Math

ACE (AKA: Paces, School of Tomorrow, Accelerated Christian Education) ✕
 Fall Spring

Science

ACE (AKA: Paces, School of Tomorrow, Accelerated Christian Education) ✕
 Fall Spring

Social Studies

ACE (AKA: Paces, School of Tomorrow, Accelerated Christian Education) ✕
 Fall Spring

Subjects (Courses)

Math

ACE (AKA: Paces, School of Tomorrow, Accelerated Christian Education) ✕
 Fall Spring

Science

ACE (AKA: Paces, School of Tomorrow, Accelerated Christian Education) ✕
 Fall Spring

Social Studies

ACE (AKA: Paces, School of Tomorrow, Accelerated Christian Education) ✕
 Fall Spring



47 Scroll down to Terms and Conditions.

[Go to Index](#)

2025-26

Subjects (Courses)

Science

ACE (AKA: Paces, School of Tomorrow, Accelerated Christian Education) ✕

Fall Spring

Social Studies

ACE (AKA: Paces, School of Tomorrow, Accelerated Christian Education) ✕

Fall Spring

Type here to add a Course

Curriculum ▾

Payment is required in order for application to be accepted. Please make payment when you have submitted applications for all students you want to enroll today. Use the "Pay Total Now" button on the next screen.

Terms & Conditions:



48 Read Terms and Conditions. If you accept, click checkbox for Accept.

[Go to Index](#)

Payment is required in order for application to be accepted. Please make payment when you have submitted applications for all students you want to enroll today. Use the "Pay Total Now" button on the next screen.

Terms & Conditions:

Families enrolling with Gateway Christian Schools should be Christians, attend church, obey all pertinent laws, and adhere to Christian morality and conduct as defined in the Bible. Because home-educating parents/guardians are considered to be teachers of our Christian school, we reserve the right to dismiss or to refuse enrollment to parents, guardians, or students who do not adhere to biblical, Christian standards.

By clicking SUBMIT, I understand that I am agreeing to the above Terms & Conditions.

Accept Terms & Conditions

CANCEL SUBMIT



49 Click "SUBMIT" button.

[Go to Index](#)

Payment is required in order for application to be accepted. Please make payment when you have submitted applications for all students you want to enroll today. Use the "Pay Total Now" button on the next screen.

Terms & Conditions:

Families enrolling with Gateway Christian Schools should be Christians, attend church, obey all pertinent laws, and adhere to Christian morality and conduct as defined in the Bible. Because home-educating parents/guardians are considered to be teachers of our Christian school, we reserve the right to dismiss or to refuse enrollment to parents, guardians, or students who do not adhere to biblical, Christian standards.

By clicking SUBMIT, I understand that I am agreeing to the above Terms & Conditions.

Accept Terms & Conditions



50 Click "Yes" to submit application.

[Go to Index](#)

Payment is required in order for application to be accepted. Please make payment when you have submitted applications for all students you want to enroll today. Use the "Pay Total Now" button on the next screen.

Submit Application

Are you sure you would like to Submit this Application?

Teachers of our Christian school, we reserve the right to dismiss or to refuse enrollment to parents, guardians, or students who do not adhere to biblical, Christian standards.

By clicking SUBMIT, I understand that I am agreeing to the above Terms & Conditions.

Accept Terms & Conditions



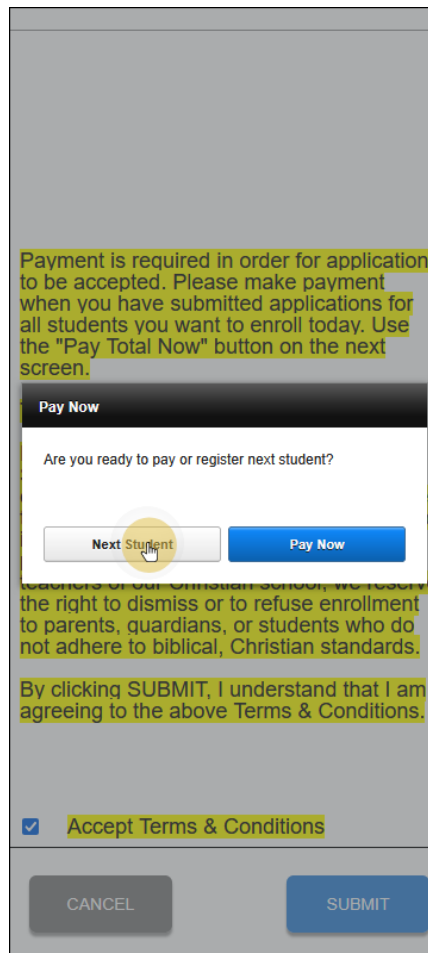
51 If you have more student(s) to register, click "Next Student" button.



To register just one student, or after the last application, click "Pay Now" button. See link below to instructions.

[Go to Index](#)

To finish all applications, skip to: [Step #54](#)



52 Then click "Add Student" to begin an application for another NEW student.

[Go to Index](#)

The screenshot shows the 'Students' page for Gateway Christian Schools. At the top, there is a blue header with the school logo and the word 'Students'. Below the header is a yellow navigation bar with three buttons: 'Pay \$100 Now', 'My Students', and '+ Add Student'. The main content area is for a student named 'Sample, Samantha'. It features a tabbed interface with 'Info', 'Courses', 'Grades', and 'Docs' tabs. The 'Info' tab is active, showing a 'School Year' dropdown set to '2025-26' and a 'Grade' field set to '6th'. Below this, a blue message says 'Application Submitted'. A table lists subjects and their curriculum materials:

Subject	Semester	Curriculum/ Materials
English	<input checked="" type="checkbox"/> Fall <input checked="" type="checkbox"/> Spring	ACE (AKA: Paces,
Math	<input checked="" type="checkbox"/> Fall <input checked="" type="checkbox"/> Spring	ACE (AKA: Paces,
Science	<input checked="" type="checkbox"/> Fall <input checked="" type="checkbox"/> Spring	ACE (AKA: Paces,
Social Studies	<input checked="" type="checkbox"/> Fall <input checked="" type="checkbox"/> Spring	ACE (AKA: Paces,



53 If you've submitted all applications and are ready to pay, Click "Pay Now."



Payment is the final step to complete all registrations.



If you have more students, click "Next Student" button and repeat the above process until all students have applications. See link below to instructions.

[Go to Index](#)

To submit applications for additional students, go to Step #52.

Total Credits 6.5

Payment is required in order for application to be accepted. Please make payment when you have submitted applications for all students you want to enroll today. Use the "Pay Total Now" button on the next screen.

Pay Now

Are you ready to pay or register next student?

Next Student Pay Now

Teachers of our Christian school, we reserve the right to dismiss or to refuse enrollment to parents, guardians, or students who do not adhere to biblical, Christian standards.

By clicking SUBMIT, I understand that I am agreeing to the above Terms & Conditions.

Accept Terms & Conditions

SUBMIT



54 Check details, and then click "PAY" button.



Check that all students are listed and total is correct.

[Go to Index](#)

\$100 for first student and \$20 for each additional student.

Application Payment

First Name	Last Name	Charge
Samantha	Sample	\$100.00
Jake	Sample	\$20.00

Total Amount Due \$120.00

CANCEL PAY

Health Fall Spring Summer Total Health by 0.5



55 Click to enter Name on Card.

[Go to Index](#)

GATEWAY
CHRISTIAN SCHOOLS

Students

Pay \$120 Now My Students Add Student

Application Payment

Enter your Payment Details

Name on Card

Card Number

Card Expiration Date

Security Code

Zip Code

Total Amount Due \$120.00

Visa, MasterCard, Discover accepted

CANCEL SUBMIT PAYMENT

Health Fall Spring Summer Total Health by 0.5



56 Click to enter Card Number.



Enter number without any spaces or dashes. (e.g. 1234123412341234)

[Go to Index](#)

GATEWAY CHRISTIAN SCHOOLS Students

Pay \$120 Now My Students Add Student

Sample Info

Application Payment

Enter your Payment Details

Name on Card

Card Number

Card Expiration Date

Security Code

Zip Code

Total Amount Due **\$120.00**

Visa, MasterCard, Discover accepted

[CANCEL](#) [SUBMIT PAYMENT](#)

Health Fall Spring Summer

Total Health by



57 Click to enter Card Expiration Date.



Make sure you enter date with 4-digit year. This format: mm/yyyy

[Go to Index](#)

GATEWAY
CHRISTIAN SCHOOLS

Students

Pay \$120 Now My Students Add Student

Sample Lake

Application Payment

Enter your Payment Details

Name on Card

Card Number

Card Expiration Date

Security Code

Zip Code

Total Amount Due \$120.00

Visa, MasterCard, Discover accepted

CANCEL SUBMIT PAYMENT

Health Fall Spring Summer

Total Health by 0.5



58 Click to enter card Security Code.

[Go to Index](#)

GATEWAY
CHRISTIAN SCHOOLS

Students

Pay \$120 Now My Students Add Student

Application Payment

Enter your Payment Details

Name on Card

Card Number

Card Expiration Date

Security Code

Zip Code

Total Amount Due \$120.00

Visa, MasterCard, Discover accepted

Health Fall Spring Summer Total Health by 0.5



59 Click to enter Zip Code associated with card.

[Go to Index](#)

GATEWAY
CHRISTIAN SCHOOLS

Students

Pay \$120 Now My Students Add Student

Sample, Jake

Application Payment

Enter your Payment Details

Name on Card

Card Number

Card Expiration Date

Security Code

Zip Code

Total Amount Due \$120.00

Visa, MasterCard, Discover accepted

CANCEL SUBMIT PAYMENT

Health Total Health by

Fall Spring Summer 0.5



60 Click "Submit Payment" to pay.

[Go to Index](#)

GATEWAY
CHRISTIAN SCHOOLS

Students

Pay \$120 Now My Students Add Student

Application Payment

Enter your Payment Details

Name on Card

Card Number

Card Expiration Date

Security Code

Zip Code

Total Amount Due \$120.00

Visa, MasterCard, Discover accepted

CANCEL SUBMIT PAYMENT

Health Total Health by

Fall Spring Summer 0.5




61 Congratulations! Your application is complete.



This is the home screen on your new Parent Portal.

[Go to Index](#)

 **GATEWAY**
CHRISTIAN SCHOOLS

Students

[My Students](#) [+ Add Student](#)

Sample, Samantha

[Info](#) [Courses](#) [Grades](#) [Docs](#)

Personal Information

First Name

Middle Name

Last Name

Gender

DOB Age 11

Status

Status

Special Ed [Sp Ed Note](#) [Prior School](#)

Sp Ed Desc

Note

Family Information

Parent Name 1

Parent Name 2

